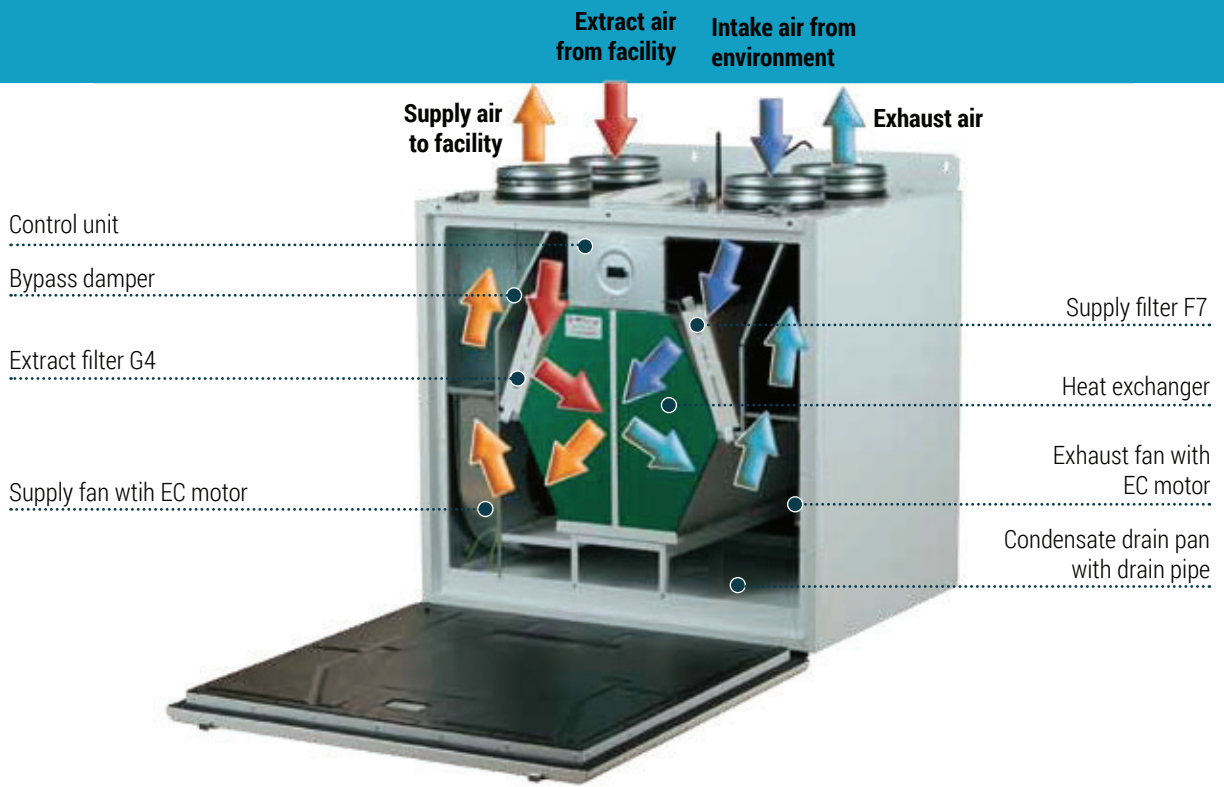
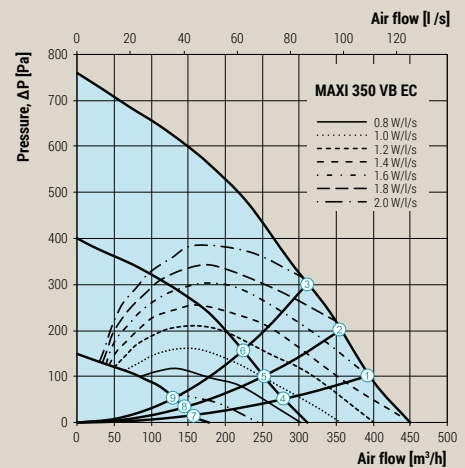
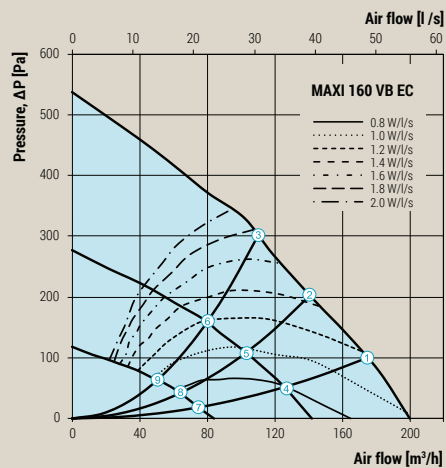


TECHNICAL DATA



Type	MAXI	
	160 VB EC	350 VB EC
Voltage [phase / V / Hz]	1 / 220-240 / 50-60	
Max. fan power [W]	57	178
Max. unit current [A]	0.5	1.4
Max. air capacity [m ³ /h]	200	450
RPM [min ⁻¹]	3770	3200
Sound pressure level at 3m [dB(A)]	22	28
Transported air temperature [°C]	-25 to +40	
Casing material	polymer coated steel	
Insulation	20 mm mineral wool	40 mm mineral wool
Extract filter	G4	
Supply filter	F7	
Connected air duct diameter D [mm]	Ø 125	Ø 160
Weight [kg]	44	64
Heat recovery efficiency [%]	76 to 92	85 to 92
Heat exchanger type	Counter-flow	
SEC Class	A+	
Heat exchanger material	polystyrene	



Point	1	2	3	4	5	6	7	8	9	1	2	3	4	5	6	7	8	9
Power [W]	57	56	54	28	27	26	14	13	13	177	175	170	71	71	69	21	21	21
Sound pressure level at 3m	24	23	23	20	20	20	13	13	13	28	27	27	23	22	22	15	14	14
Sound pressure level at 1m	34	33	33	30	30	30	23	23	23	38	37	37	33	32	32	25	24	24